

Cambridge English  
**Young Learners**



# At the zoo

Notes for parents/teachers  
and learning activities

# Notes for parents and teachers




Most children take part willingly in singing activities and so have fun whilst learning and practising language. Using simple action songs at home and in the classroom can have the following benefits:

- ✓ motivate young learners to listen and vocalise using rhythm and intonation
- ✓ help young learners to quickly learn, use and remember new language
- ✓ reinforce other desirable outcomes such as appropriate classroom behaviour, working with others, learner confidence and independence.

*At the zoo* has lively lyrics sung to a well-known tune ('The wheels on the bus'). It tells the story of a family's visit to a zoo and some of the animals they see. The song has been specially written to include many of the words children might see in their *Cambridge English: Starters* test.

Use the following resources to reinforce the song:




## Children's activity sheets (page 4)

The five children's activities that accompany *At the zoo* provide themed reading and writing activities based on the vocabulary, grammar and structures used in the song lyrics. Additionally, the activities provide valuable preparation for the *Cambridge English: Starters* test by using the same types of questions found in the Reading and Writing paper. Activity answers are provided.



## Cambridge English: Starters Word List Picture Book

See the animals at the zoo, and much more, in this book which contains, and illustrates, the *Cambridge English: Starters* alphabetic vocabulary list. Children will love looking at, and talking about, the themed pictures in this colourful book.



The song can support children's learning both at home and in the classroom, either as part of a general lesson or as the topic of a themed lesson.

### At home

Just turn on your computer, tablet or smart phone and encourage your child to listen and, when ready, sing along, karaoke-style, to the song. You should join in, too! The language learning will happen whilst the child has fun. Repeat as many times as the child wants. Follow up at a suitable time with the activity sheets – but not necessarily all in one sitting.

The *Cambridge English: Starters Word List Picture Book* will provide further reinforcement and extension. Ask your child to compare the song pictures to those in the *At the zoo* section of the book. What other animals can they see? Remember, you don't have to be musical to sing the song. You simply need to be enthusiastic!

### In the classroom

Incorporate the song into your lessons along with your other favourite children's songs. Or build a whole lesson around the song, developing the animals and family themes. Use your preferred lesson structure and add themed games, stories, nursery rhymes, poems, craft and movement activities.

Develop actions for the song. Ensure, though, that the actions are acceptable within your cultural environment. An innocent action in one place can be a rude gesture in another. Suggested actions are shown below but you may have other ideas.

## Actions

#### Verse 1

Daddy – 'here we go'

*No action. Sing enthusiastically!*

#### Verse 2

Giraffe – 'look, look, looking'

*hand on forehead, look from side to side*

#### Verse 3

Grandma – 'look at that'

*pointing (but not directed at other people)*

#### Verse 4

Elephant – 'jump, jump, jumping'

*jump up and down*

#### Verse 5

Sister – 'what is that?'

*hands in air and scream*

#### Verse 6

Tiger – 'sleep, sleep, sleeping'

*loud snores*

#### Verse 7


Cousins – 'wow! wow! wow!'

*No action. Sing enthusiastically!*

#### Verse 8

Crocodile – 'swim, swim, swimming'

*swimming actions*



At the zoo

## Word list

(from *Cambridge English: Starters* thematic vocabulary list)

Use the song's word list and lyrics to develop language games and reading and writing activities.

**Zoo** animal, crocodile, elephant, giraffe, hippo, lizard, monkey, snake, spider, tiger, zoo

**Actions** go, jump, look, say, sleep, swim, wow!

**Family** brother, cousins, daddy, grandma, mummy, sister

## Optional extra word list

The following words from the *Cambridge English: Starters* word list have not been included in the song but could extend a lesson or home session, or be used for additional verses. The animals are illustrated in the song video and in the *Cambridge English: Starters Word List Picture Book*.

### Starters animals

**Animal part** tail

#### Animal categories

(\* in more than one category)

**Domestic** cat, dog, fish\*

**Farm** chicken, cow, duck\*, goat, horse, sheep, mouse/mice\*

**Small wild** bird, duck\*, fish\*, frog, mouse/mice\*

### Starters family and friends

**Generic** family, old, young

**People** baby, boy, child(ren), friend, girl, man/men, person/people, woman/women

**Odd one out** live

Find a wide range of support, including fun learning activities for children and official Cambridge English preparation materials, at

[www.cambridgeenglish.org/younglearners](http://www.cambridgeenglish.org/younglearners)



At the zoo

# Children's activities



Songs are a great way to make learning English fun. *At the zoo* uses vocabulary and illustrations taken from our *Cambridge English: Starters* Picture Book to keep children motivated in their English language learning.

These activity sheets have been developed for teachers and parents to use alongside *At the zoo*. They are based on the vocabulary, grammar and structures used in the song lyrics.

The themed activities also provide valuable preparation for the *Cambridge English: Starters* test by using the same types of questions found in the Reading and Writing paper.

## Activity 1

Look and read. Put a tick (✓) or a cross (✗) in the box.

There are two examples.

### Examples



This is a monkey




This is a tiger




## Questions

1




This is a crocodile

2



This is an elephant

3




This is a lizard

4



This is a giraffe

5



This is a hippo

## Activity 2

Watch the song video again. Read the sentences. Write **yes** or **no**.

### Examples

There is one giraffe in the zoo.

.....yes.....

The goats are black.

.....no.....

### Questions

1 The dog wants to catch the chicken.

.....

2 Do you think sister likes the spider?

.....

3 There are three mice in the zoo.

.....

4 The zoo is closed.

.....


5 The tiger wants to sleep.

.....

## Activity 3

Look at the pictures. Look at the letters. Write the words.

### Example



c o u s i n s

i s c u o n s



At the zoo

## Questions

1



d a g a m r n

— — — — —

2



a d y d d

— — — —

3



r h o b r e t

— — — — —

4



y m m m u

— — — —

5



t i s r e s

— — — — —



# Activity 4

Read this. Choose a word from the box. Write the correct word next to numbers 1–5. There is one example.

## A mouse




I am a very small animal. I have a long **tail** ..... and four (1) .....

I do not eat (2) ..... but I like (3) .....

I can live in a (4) ..... Would you like to take a (5) ..... of me?

What am I? I am a mouse.



tail



house



cat



ice cream



bird



photo



feet



fruit

# Activity 5

Watch the song video and read the questions. Write one-word answers.

## Example

Who says 'Here we go'?

.....daddy.....

## Questions

- 1 What is the giraffe doing? .....
- 2 Which animal is jumping? the .....
- 3 What does brother like? the .....
- 4 What colour is the tiger? black and .....
- 5 What does the family want to do? come .....

## Activity answers

- Activity 1 1. x 2. ✓ 3. x 4. x 5. ✓
- Activity 2 1. yes 2. yes 3. no 4. no 5. yes
- Activity 3 1. grandma 2. daddy 3. brother 4. mummy 5. sister
- Activity 4 1. feet 2. ice cream 3. fruit 4. house 5. photo
- Activity 5 1. looking 2. elephant 3. snake/frog 4. orange 5. again

